






















100 Kindergarten Sight Words

Home-School Communication:

Sight Word List:

Kindergarten Sight Words										Please help your child study these words at home. Thank you!	
Green List	Yellow List	Orange List	Blue List	Red List	Purple List	Pink List	Black List	White List	Brown List		
											
I	you	for	help	six	brown	an	boy	all	how		
can	do	have	too	eight	red	big	as	his	made		
the	my	of	has	four	green	it	or	first	many		
we	are	they	play	ten	white	no	girl	get	more		
see	he	said	look	two	yellow	had	into	her	make		
a	with	want	where	nine	blue	at	down	out	when		
like	is	here	good	one	black	not	but	will	your		
to	little	me	who	five	orange	yes	up	by	would		
and	she	this	come	three	pink	in	am	be	there		
go	was	what	does	seven	purple	on	that	from	were		
											
Teacher Use Only * Teacher Use Only * Teacher Use Only * Teacher Use Only * Teacher Use Only * Teacher Use Only											
Date Mastered	Date Mastered	Date Mastered	Date Mastered	Date Mastered	Date Mastered	Date Mastered	Date Mastered	Date Mastered	Date Mastered	Date Mastered	Date Mastered



Flash cards / Word Wall Cards:

help me learn

I
can
the
we
see
a
like
to
and
go

help me learn

help me learn

help me learn

help me learn

help me learn

Cut these flash cards out and practice in mixed order.

I	a
can	like
the	to
we	and
see	go

help me learn

Cut these flash cards out and practice in mixed order.

I	a
can	like
the	to
we	and
see	go





Kindergarten Sight Words

Please help your child study these words at home. Thank you!

Green List	Yellow List	Orange List	Blue List	Red List	Purple List	Pink List	Black List	White List	Brown List
I can the we see a like to and go	you do my are he with is little she was	for have of they said want here me this what	help too has play look where good who come does	six eight four ten two nine one five three seven	brown red green white yellow blue black orange pink purple	an big it no had at not yes in on	boy as or girl into down but up am that	all his first get her out will by be from	how made many more make when your would there were

Kindergarten Sight Words

©Kinder Teamwork 2016

Please help your child study these words at home. Thank you!

Green List



I
can
the
we
see
a
like
to
and
go



Date
Mastered

Yellow List



you
do
my
are
he
with
is
little
she
was



Date
Mastered

Orange List



for
have
of
they
said
want
here
me
this
what



Date
Mastered

Blue List



help
too
has
play
look
where
good
who
come
does



Date
Mastered

Red List



six
eight
four
ten
two
nine
one
five
three
seven



Date
Mastered

Purple List



brown
red
green
white
yellow
blue
black
orange
pink
purple



Date
Mastered

Pink List



an
big
it
no
had
at
not
yes
in
on



Date
Mastered

Black List



boy
as
or
girl
into
down
but
up
am
that



Date
Mastered

White List



all
his
first
get
her
out
will
by
be
from



Date
Mastered

Brown List



how
made
many
more
make
when
your
would
there
were



Date
Mastered

Kindergarten Sight Words

©Kinder Teamwork 2016

Please help your child study these words at home. Thank you!

**Green
List**



I
can
the
we
see
a
like
to
and
go



**Yellow
List**



you
do
my
are
he
with
is
little
she
was



**Orange
List**



for
have
of
they
said
want
here
me
this
what



**Blue
List**



help
too
has
play
look
where
good
who
come
does



**Red
List**



six
eight
four
ten
two
nine
one
five
three
seven



**Purple
List**



brown
red
green
white
yellow
blue
black
orange
pink
purple



**Pink
List**



an
big
it
no
had
at
not
yes
in
on



**Black
List**



boy
as
or
girl
into
down
but
up
am
that



**White
List**



all
his
first
get
her
out
will
by
be
from



**Brown
List**



how
made
many
more
make
when
your
would
there
were



Teacher Use Only * Teacher Use Only * Teacher Use Only * Teacher Use Only * Teacher Use Only * Teacher Use Only

Date
Mastered

Date
Mastered

Date
Mastered

Date
Mastered

Date
Mastered

Date
Mastered

Date
Mastered

Date
Mastered

Date
Mastered

Date
Mastered

help me
learn

I
can
the
we
see
a
like
to
and
go

help me
learn

I
can
the
we
see
a
like
to
and
go

help me
learn

I
can
the
we
see
a
like
to
and
go

help me
learn

I
can
the
we
see
a
like
to
and
go

help me
learn

you
do
my
are
he
with
is
little
she
was

help me
learn

you
do
my
are
he
with
is
little
she
was

help me
learn

you
do
my
are
he
with
is
little
she
was

help me
learn

you
do
my
are
he
with
is
little
she
was

help me
learn

for
have
of
they
said
want
here
me
this
what

help me
learn

for
have
of
they
said
want
here
me
this
what

help me
learn

for
have
of
they
said
want
here
me
this
what

help me
learn

for
have
of
they
said
want
here
me
this
what

help me
learn

help
too
has
play
look
where
good
who
come
does

help me
learn

help
too
has
play
look
where
good
who
come
does

help me
learn

help
too
has
play
look
where
good
who
come
does

help me
learn

help
too
has
play
look
where
good
who
come
does

help me
learn

six
eight
four
ten
two
nine
one
five
three
seven

help me
learn

six
eight
four
ten
two
nine
one
five
three
seven

help me
learn

six
eight
four
ten
two
nine
one
five
three
seven

help me
learn

six
eight
four
ten
two
nine
one
five
three
seven

help me
learn

brown

red

green

white

yellow

blue

black

orange

pink

purple

help me
learn

brown

red

green

white

yellow

blue

black

orange

pink

purple

help me
learn

brown

red

green

white

yellow

blue

black

orange

pink

purple

help me
learn

brown

red

green

white

yellow

blue

black

orange

pink

purple

help me
learn

an
big
it
no
had
at
not
yes
in
on

help me
learn

an
big
it
no
had
at
not
yes
in
on

help me
learn

an
big
it
no
had
at
not
yes
in
on

help me
learn

an
big
it
no
had
at
not
yes
in
on

help me
learn

boy
as
or
girl
into
down
but
up
am
that

help me
learn

boy
as
or
girl
into
down
but
up
am
that

help me
learn

boy
as
or
girl
into
down
but
up
am
that

help me
learn

boy
as
or
girl
into
down
but
up
am
that

help me
learn

all
his
first
get
her
out
will
by
be
from

help me
learn

all
his
first
get
her
out
will
by
be
from

help me
learn

all
his
first
get
her
out
will
by
be
from

help me
learn

all
his
first
get
her
out
will
by
be
from

help me
learn

how
made
many
more
make
when
your
would
there
were

help me
learn

how
made
many
more
make
when
your
would
there
were

help me
learn

how
made
many
more
make
when
your
would
there
were

help me
learn

how
made
many
more
make
when
your
would
there
were

help me learn

©Kinder Teamwork 2016

Cut these flash cards out and practice in mixed order.

I	a
can	like
the	to
we	and
see	go

help me learn

©Kinder Teamwork 2016

Cut these flash cards out and practice in mixed order.

I	a
can	like
the	to
we	and
see	go

help me learn

©Kinder Teamwork 2016

Cut these flash cards out and practice in mixed order.

you	with
do	is
my	little
are	she
he	was

help me learn

©Kinder Teamwork 2016

Cut these flash cards out and practice in mixed order.

you	with
do	is
my	little
are	she
he	was

help me learn

©Kinder Teamwork 2016

Cut these flash cards out and practice in mixed order.

for	want
have	here
of	me
they	this
said	what

help me learn

©Kinder Teamwork 2016

Cut these flash cards out and practice in mixed order.

for	want
have	here
of	me
they	this
said	what

help me learn

©Kinder Teamwork 2016

Cut these flash cards out and practice in mixed order.

help	where
too	good
has	who
play	come
look	does

help me learn

©Kinder Teamwork 2016

Cut these flash cards out and practice in mixed order.

help	where
too	good
has	who
play	come
look	does

help me learn

©Kinder Teamwork 2016

Cut these flash cards out and practice in mixed order.

six	nine
eight	one
four	five
ten	three
two	seven

help me learn

©Kinder Teamwork 2016

Cut these flash cards out and practice in mixed order.

six	nine
eight	one
four	five
ten	three
two	seven

help me learn

©Kinder Teamwork 2016

Cut these flash cards out and practice in mixed order.

brown	blue
red	black
green	orange
white	pink
yellow	purple

help me learn

©Kinder Teamwork 2016

Cut these flash cards out and practice in mixed order.

brown	blue
red	black
green	orange
white	pink
yellow	purple

help me learn

©Kinder Teamwork 2016

Cut these flash cards out and practice in mixed order.

an	at
big	not
it	yes
no	in
had	on

help me learn

©Kinder Teamwork 2016

Cut these flash cards out and practice in mixed order.

an	at
big	not
it	yes
no	in
had	on

help me learn

©Kinder Teamwork 2016

Cut these flash cards out and practice in mixed order.

boy	down
as	but
or	up
girl	am
into	that

help me learn

©Kinder Teamwork 2016

Cut these flash cards out and practice in mixed order.

boy	down
as	but
or	up
girl	am
into	that

help me learn

Cut these flash cards out and practice in mixed order.

all	out
his	will
first	by
get	be
her	from

help me learn

Cut these flash cards out and practice in mixed order.

all	out
his	will
first	by
get	be
her	from

help me learn


Cut these flash cards out and practice in mixed order.

how	when
made	your
many	would
more	there
make	were

help me learn

Cut these flash cards out and practice in mixed order.

how	when
made	your
many	would
more	there
make	were



I



the



can




we



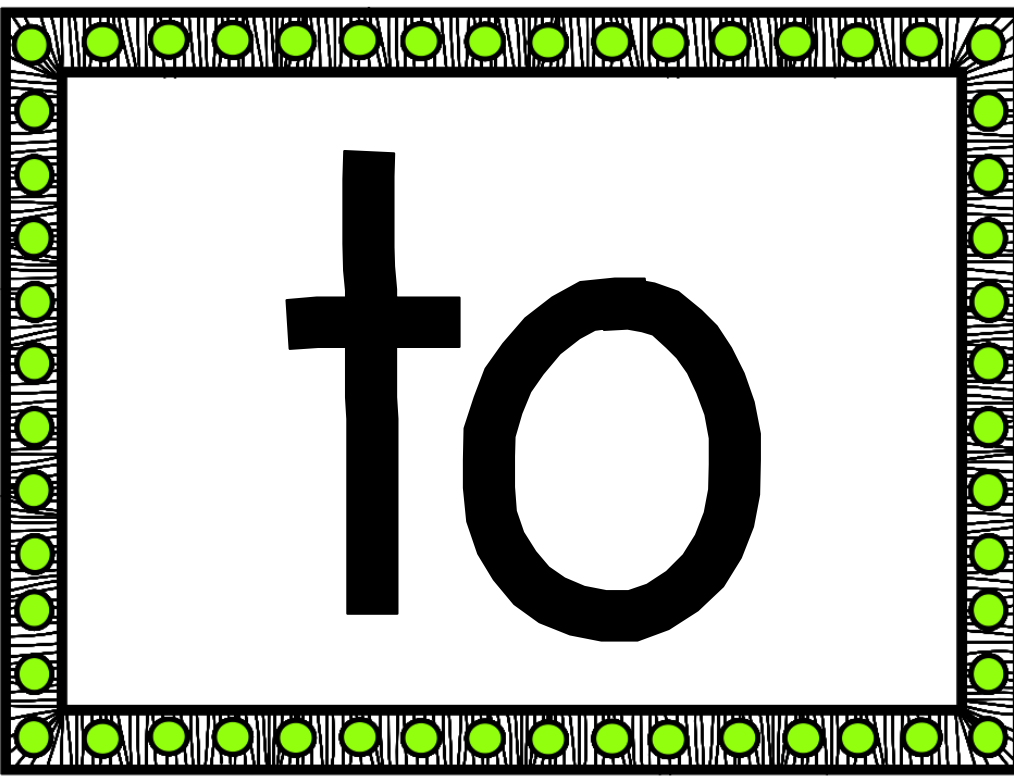
see



like



a



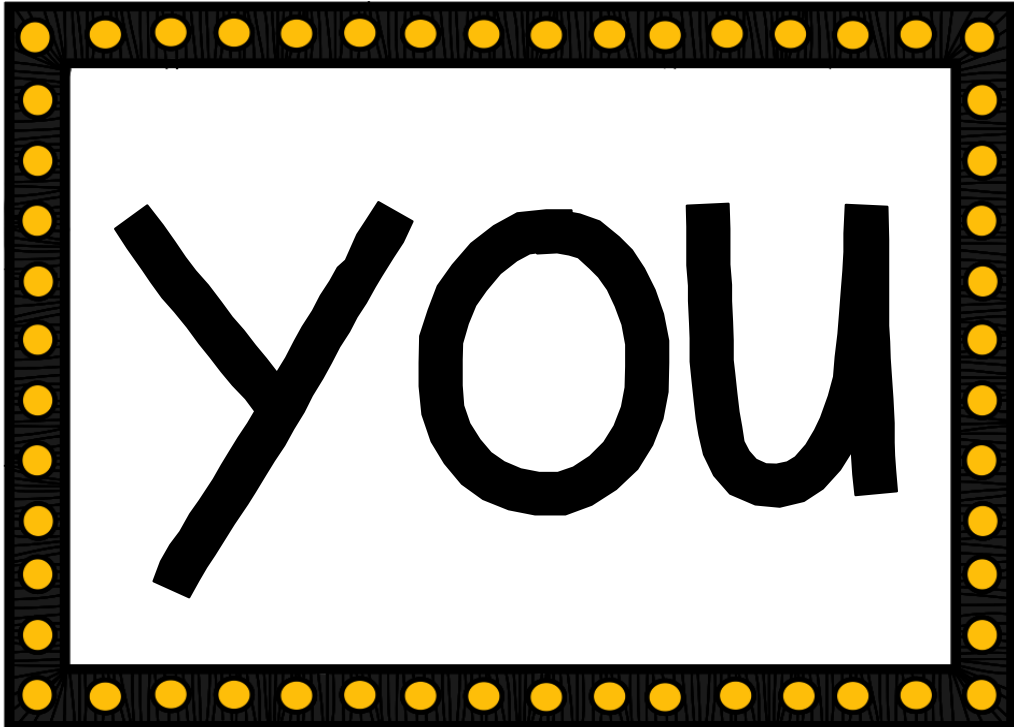
to




and



go



you




do



my



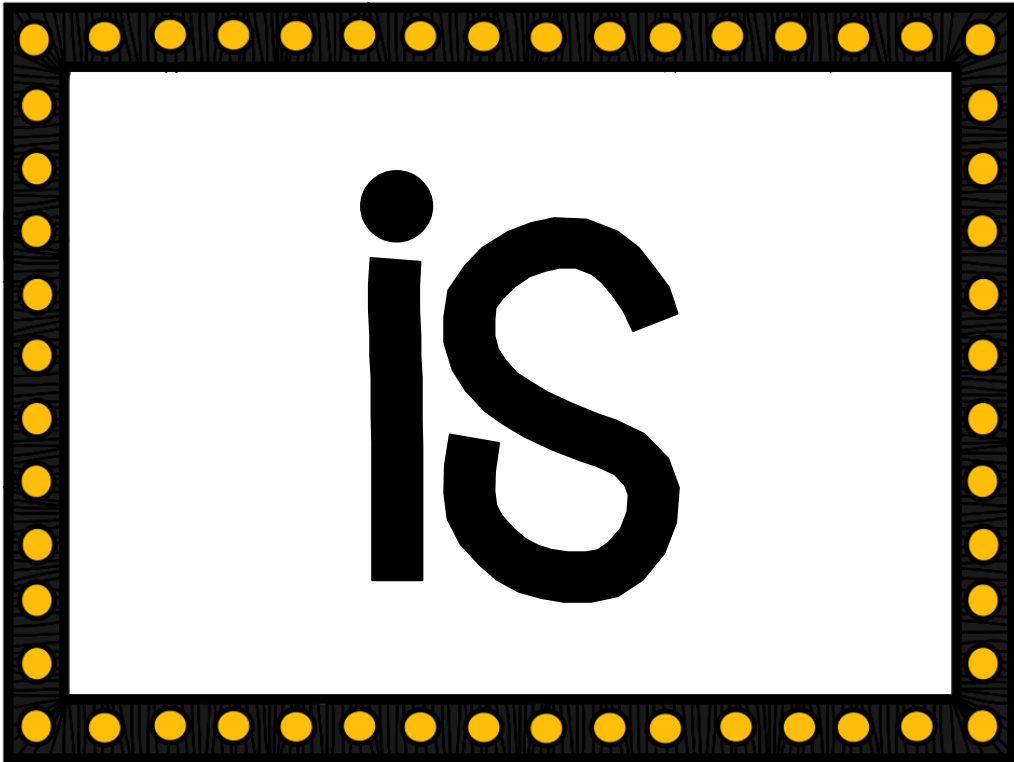
with




are



he



is



she




little



was



for



of



have



they




said



here



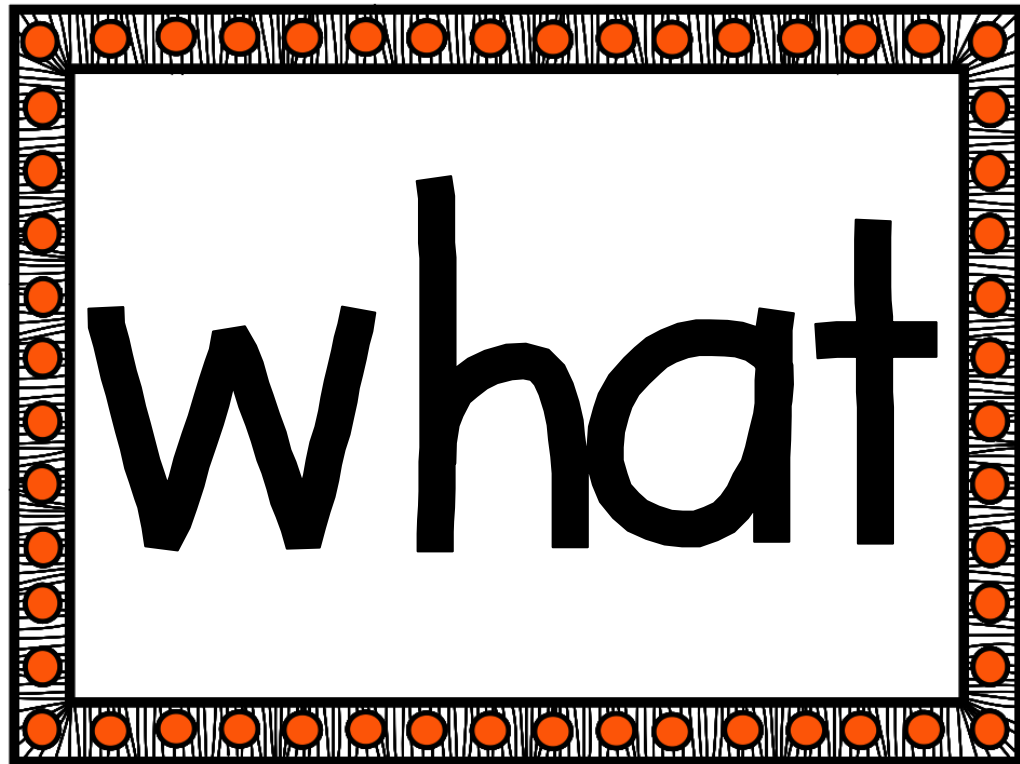
want



me



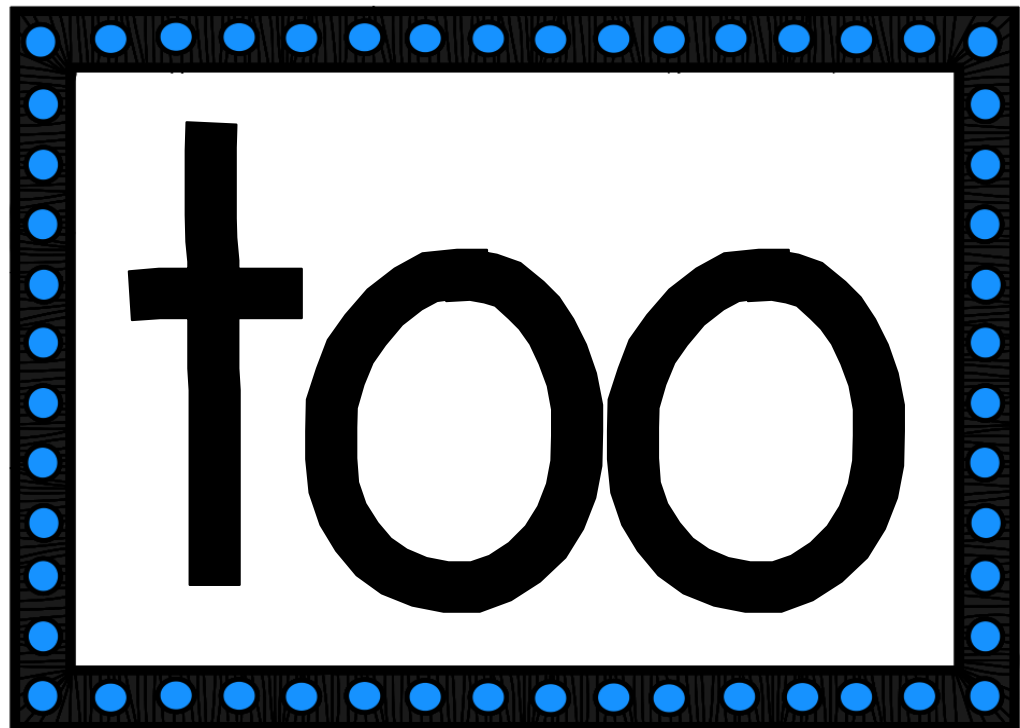
this



what



help



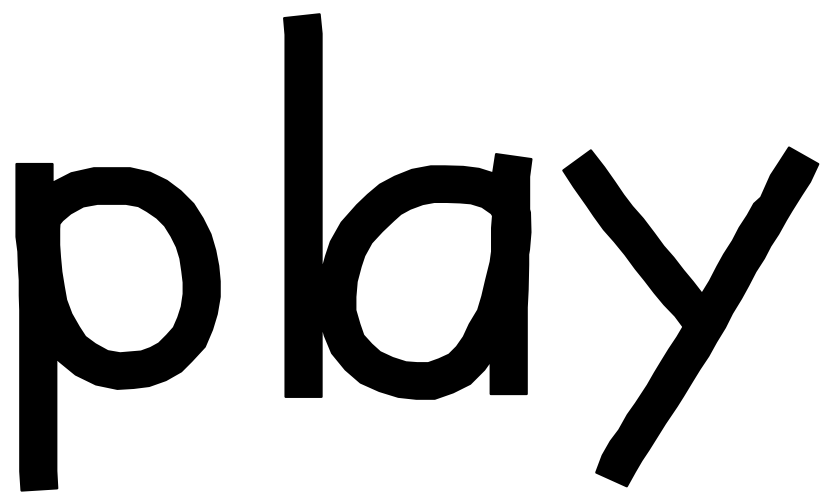
too



has




where




play



look



good



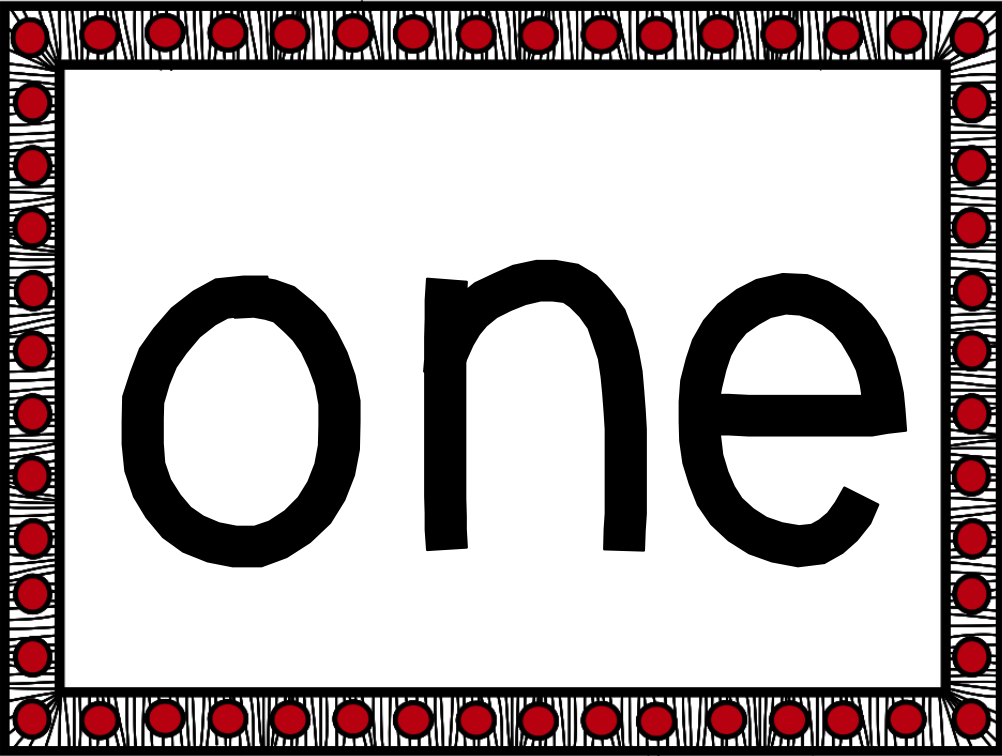
come



who



does




one



two



three



four



five



six



seven



eight




nine



ten



red



blue




yellow



green



orange



purple

A rectangular card with a black border decorated with a row of purple dots. The word "pink" is written in a large, black, rounded font in the center.


pink

A rectangular card with a black border decorated with a row of purple dots. The word "brown" is written in a large, black, rounded font in the center.

brown

A rectangular card with a black border decorated with a row of purple dots. The word "black" is written in a large, black, rounded font in the center.


black

A rectangular card with a black border decorated with a row of purple dots. The word "white" is written in a large, black, rounded font in the center.

white



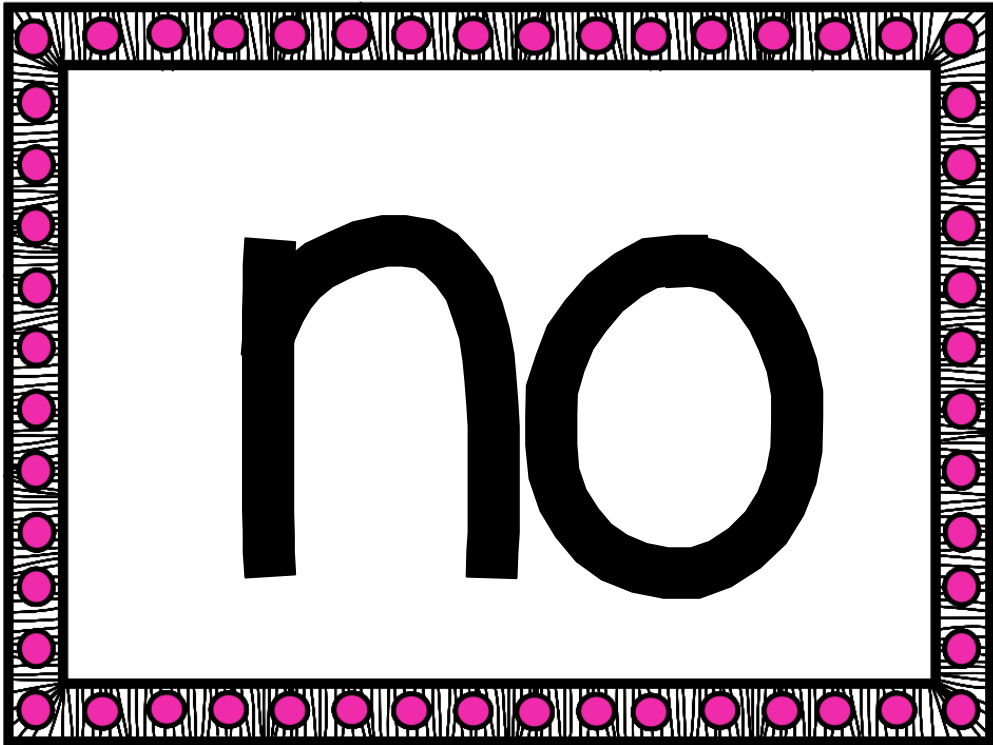
an




it



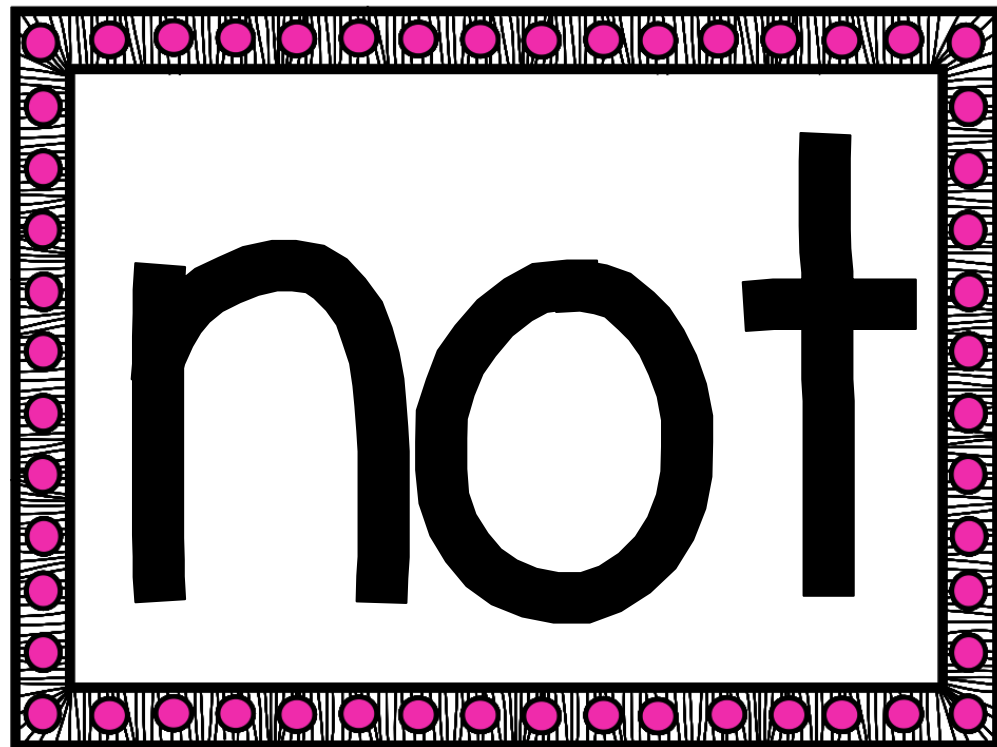
big



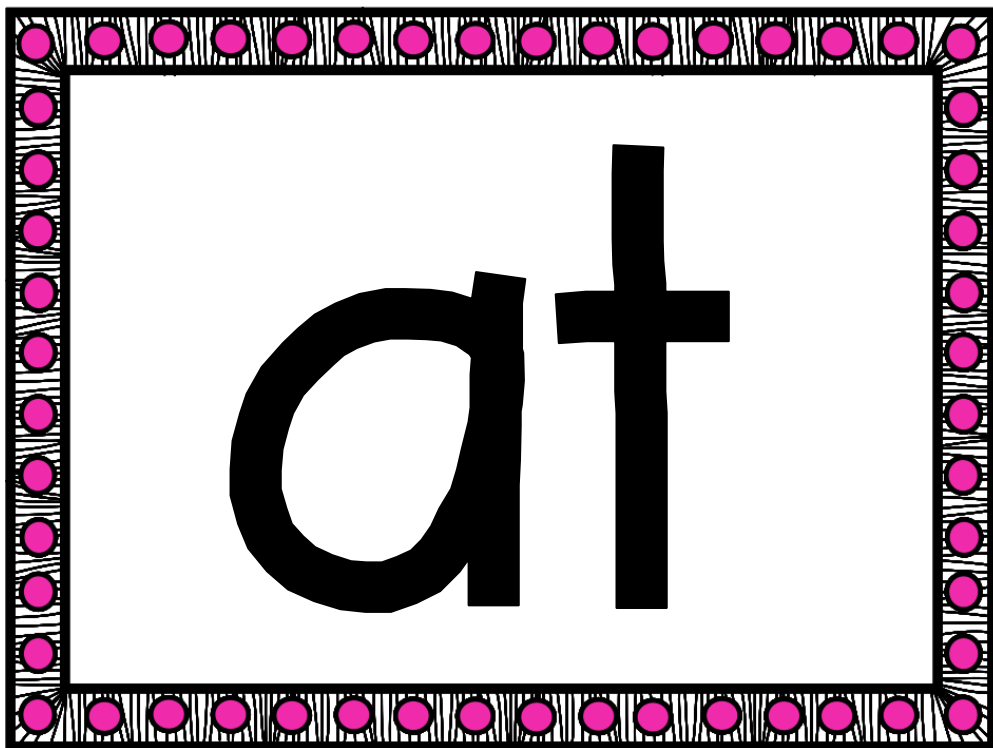
no



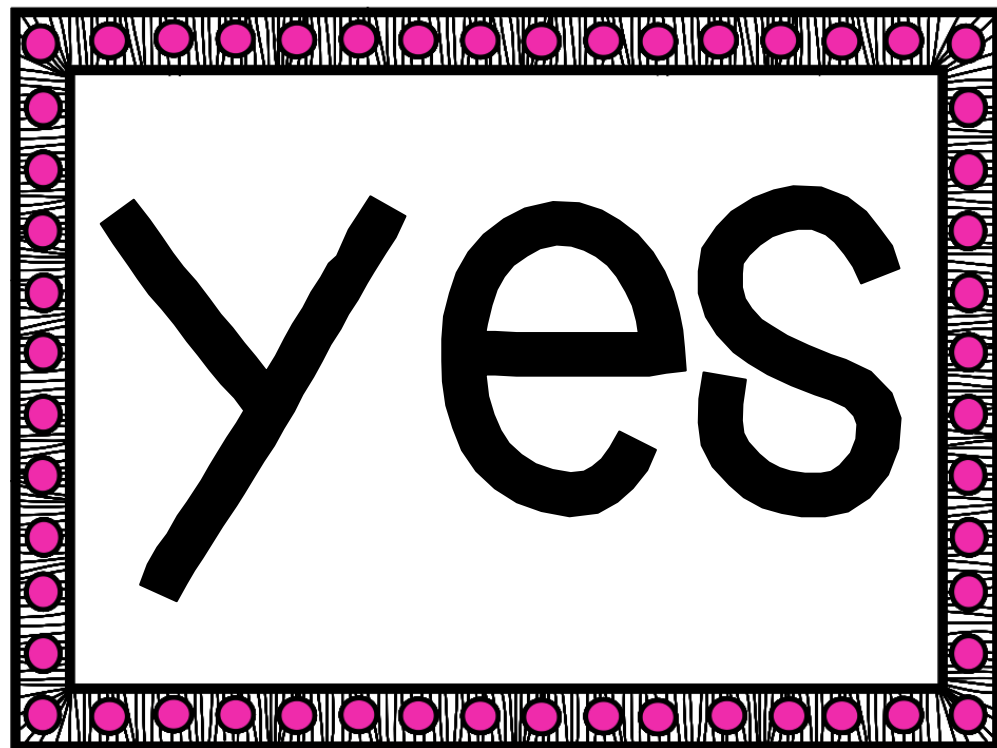
had



not



at



yes



in



on



boy



as

or

into

girl

down

but

am

up

that



all



first



his



get

her

will

out

by



be



from



how



made



many



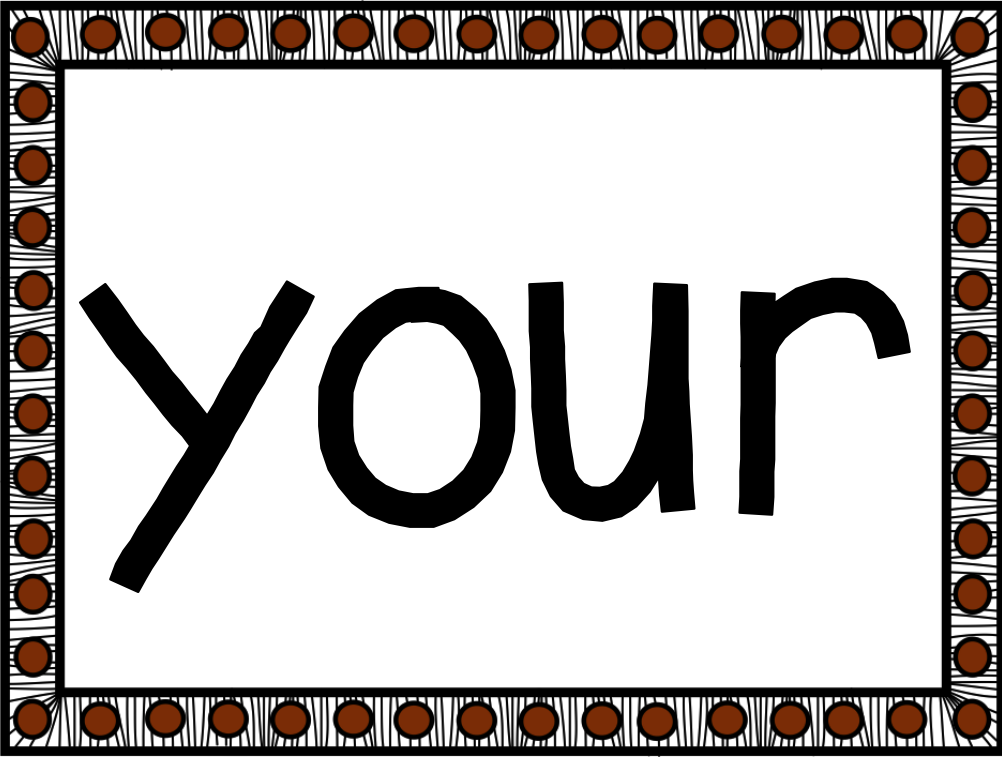
make



more



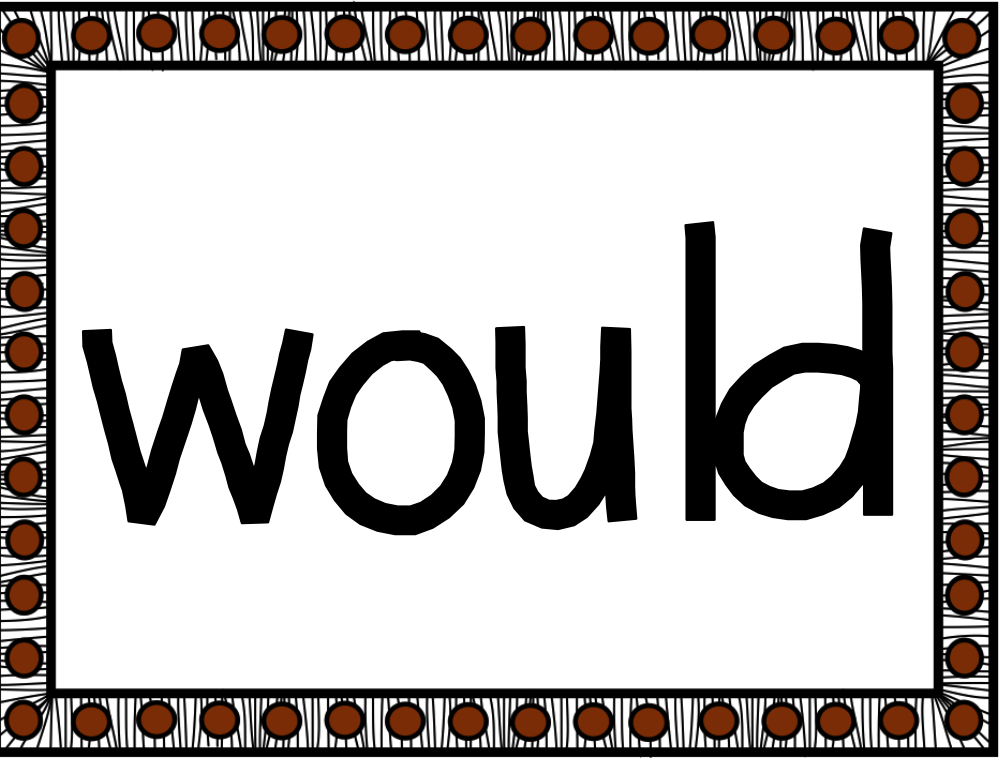
when



your



there



would



were

Thanks for purchasing!

This resource was created with help from the following:



Sonya Dehart



Fonts by:

Cara Carrol



I sincerely hope This helps YOUR STUDENTS and
Their families with sight word mastery.

Feedback
& follows
appreciated!

©Kinder Teamwork 2016